



Description How to make a Greenhouse with straws

Material: *Glue gun, Straws, Scissors, Plastic film, Tape*

Description:


Start with the ground.



Continue with building the house. To make it more stable you can support it with a couple of extra straws.





The first part of the house is ready.





It is time for the roof!

Create triangles that will fit the house and glue it.



This is how the greenhouse turns into before you put the plastic film.



Now it is time to put the plastic film on the greenhouse carefully.
Adapt/Fit the plastic film and cut it. Use tape to hold the plastic film.
Keep the plastic film stretched for the best results.

